

Hoffgreen Pty Ltd t/a  
**ECOEDGE**  
SUPPLIES

# CATALOGUE

## 2025



WE HELP YOU  
HELP THE  
PLANET

# Our Vision

We help you help the planet by using eco-friendly products to grow your garden, lawns and crops.

EZ-FLO distributes fertilisers, wetting agents and water treatments through your sprinklers or garden hose.

Using just the flowrate from your garden tap or irrigation mainline, EZ-FLO provides a constant, slow or fast dosing of fertiliser that works for lawns, plants, and crops.

At the heart of EZ-FLO is its micro-dosing delivery system. This ensures a more even application of fertiliser, which means the nutrients are better absorbed by plants.



What Is Ezflo?



How It Works



## RETAIL INFO HUB

CLICK THE PHOTOS, QR CODES AND LINKS IN THIS CATALOGUE FOR VIDEOS



[orders@ezflo.com.au](mailto:orders@ezflo.com.au)  
**1300 393 567**

**Small Residential System 3.2L**

**Medium Residential System 6.7L**

**Large Residential System 9.6L**

**Small Commercial System 9.6L**

**Medium Commercial System 19L**

**Large Commercial System 38L**

**Extra Large Commercial System 60L, 80L, 130L**

**Coupling connector with ball valves (CBV)**

**Heavy Duty Hose and Tap Systems**

**Accessories**





# Residential Retic Fertiliser Systems

Operating pressure: minimum 5 psi (35 kPa) to maximum 80 psi (550 kPa)

## Small Residential System

Suitable for areas up to 600m<sup>2</sup>

### EZ-FLO1

EZ-FLO - 3.2L - Fertiliser Injection System (Mainline)

#### Main-line System

Ideal for small gardens, lawns, seed raising, drip systems, greenhouses, vertical gardens and more.

**Type:** Affordable mainline system, ready to attach to your irrigation system

**Additive capacity:** 3.2 litres / 3.2 kg water-soluble

**Additional Features:** Ability to use most liquids or water-soluble concentrates

**Dimensions:** 30cm Height x 18 cm Diameter

**Parts included in kit:** tank; proportioning cap; 1.5 metres each of clear and black tube; heavy-duty shut-off valves



### EZ-FLO1-100

EZ-FLO - 3.2L - Fertiliser Injection System (Mainline) includes CBV-25mm adaptor

Parts included in kit: tank; proportioning cap; 1.5 metres each of clear and black tube; heavy-duty shut-off valves, CBV-25mm adaptor.

3.2L Cap settings	Retic water used to empty fertiliser
Slow setting at 15.000:1	48,000 litres
One setting at 8.000:1	25,600 litres
Two setting at 2.000:1	6,400 litres
Fast setting at 400:1	1,280 litres

# Residential Retic Fertiliser Systems

Operating pressure: minimum 5 psi (35 kPa) to maximum 80 psi (550 kPa)

## Medium Residential System

Suitable for areas up to 3000m<sup>2</sup>

**EZ-KIT-1**

**Main-line System with Fill Port**

The drain valve and fill port provide access for refilling the system without the need to move the tank or disconnect any hoses.

**Dimensions:** 28cm Height x 25cm Diameter x 36cm Length.

**Additive capacity:** 6.7 Litres (liquid) /4–6kg (water- soluble)

**Additional Features:** Ability to use most liquids or water-soluble concentrates.

The CBV connection for 3/4” –1” (20mm–25mm) and Tubing Kit come standard in the box.

Parts included in kit: tank; proportioning cap; 1.5 metres each of clear and black tube; heavy-duty shut-off valves

EZ-FLO - 6.7L - EZKIT Fertiliser Injection System with fill cap & drain



6.7L Cap settings	Retic water used to empty fertiliser
Slow setting at 15.000:1	100,500 litres
One setting at 8.000:1	53,600 litres
Two setting at 2.000:1	13,400 litres
Fast setting at 400:1	2,680 litres



Ezflo mainline install video

# Residential Retic Fertiliser Systems

Operating pressure: minimum 5 psi (35 kPa) to maximum 80 psi (550 kPa)

## Large Residential System

Suitable for areas ranging from 500m<sup>2</sup> to 5000m<sup>2</sup>

**EZ-KIT-3**

**Main-line System with Fill Port**

The drain valve and fill port provide access for refilling the system without the need to move the tank or disconnect any hoses.

**Dimensions:** 27 cm Height x 25 cm Diameter x 56cm Length

**Additive capacity: 9.6 Litres (liquid) / 7–8kg (water-soluble)**

**Additional Features:** Ability to use most liquids or water-soluble concentrates.

The CBV connection for 3/4" – 1" (20mm–25mm) come standard in the box.

Parts included in kit: tank; proportioning cap; 1.5 metres each of clear and black tube; heavy-duty shut-off valves.

EZ-FLO - 9.6L - EZKIT Fertiliser Injection System with fill cap & drain



9.6L Cap settings	Retic water used to empty fertiliser
Slow setting at 15.000:1	144,000 litres
One setting at 8.000:1	76,800 litres
Two setting at 2.000:1	19,200 litres
Fast setting at 400:1	3,840 litres



Ezflo Mainline Install Video

# Commercial Retic Fertiliser Systems

Operating pressure: minimum 5 psi (35 kPa) to maximum 80 psi (550 kPa)

## Small Commercial System

Suitable for areas ranging from 500m<sup>2</sup> to 5000m<sup>2</sup>

### EZ-KIT-3

#### Main-line System with Fill Port

The drain valve and fill port provide access for refilling the system without the need to move the tank or disconnect any hoses.

**Dimensions:** 27cm Height x 25cm Diameter x 56cm Length

**Additive capacity:** 9.6 Litres (liquid) / 7–8kg (water- soluble)

**Additional Features:** Ability to use most liquids or water-soluble concentrates.

The CBV connection for 3/4"–1" (20mm–25mm) come standard in the box.

Parts included in kit: tank; proportioning cap;  
1.5 metres each of clear and black tube;  
heavy-duty shut-off valves.

EZ-FLO - 9.6L - EZKIT Fertiliser Injection System with fill cap & drain



9.6L Cap settings	Retic water used to empty fertiliser
Slow setting at 15.000:1	144,000 litres
One setting at 8.000:1	76,800 litres
Two setting at 2.000:1	19,200 litres
Fast setting at 400:1	3,840 litres



Ezflo Mainline Install Video

# Commercial Retic Fertiliser Systems

Operating pressure: minimum 5 psi (35 kPa) to maximum 80 psi (550 kPa)

## Medium Commercial System

Suitable for areas ranging from 500m<sup>2</sup> to 10,000m<sup>2</sup>

### EZ-KIT-5

#### Main-line System with Fill Port

The drain valve and fill port provide access for refilling the system without the need to move the tank or disconnect any hoses.

**Dimensions:** 34cm Height x 24cm Diameter x 60cm Length

**Additive capacity:** 19 Litres (liquid) / 14–16 kg (water-soluble)

**Additional Features:** Ability to use most liquids or water-soluble concentrates.

Parts included in kit: tank; proportioning cap;  
1.5 metres each of clear and black tube;  
heavy-duty shut-off valves and pressure gauge.

**Required accessories:** A ball valve coupling adapter (CBV)  
to suit your irrigation mains size.

EZ-FLO - 19L - EZKIT Fertiliser Injection System  
with fill cap & drain. CBV not included.



19L Cap settings	Retic water used to empty fertiliser
Slow setting at 15.000:1	285,000 litres
One setting at 8.000:1	152,000 litres
Two setting at 2.000:1	38,000 litres
Fast setting at 400:1	7,600 litres



Ezflo Mainline Install Video



# Commercial Retic Fertiliser Systems

Operating pressure: minimum 5 psi (35 kPa) to maximum 80 psi (550 kPa)

## Large Commercial System

Suitable for areas ranging from 1000m<sup>2</sup> to 20,000m<sup>2</sup>

### EZ-HC010

#### Main-line System with Fill Port

The drain valve and fill port provide access for refilling the system without the need to move the tank or disconnect any hoses.

**Additive capacity:** 38 Litres (liquid) / 50kg (water-soluble)

**Suggested applications:** Parks, sports fields and growers.

**Litres of treated water per refill:** 15.000–600.000

**Additional Features:** Ability to use most liquids or water-soluble concentrates.

**Parts included in kit:** EZ010HC tank, mixing cap, 1.5m feeding tubes, liquid adaptor.

**Required accessories:** A ball valve coupling adapter (CBV) to suit your irrigation mains size.

EZ-FLO - 38L - High Capacity Fertiliser Injection System.



38L Cap settings	Retic water used to empty fertiliser
Slow setting at 15.000:1	570,000 litres
One setting at 8.000:1	304,000 litres
Two setting at 2.000:1	76,000 litres
Fast setting at 400:1	15,200 litres



Ezflo Mainline Install Video



# Commercial Retic Fertiliser Systems

Operating pressure: minimum 5 psi (35 kPa) to maximum 125 psi (860 kPa)

## High Capacity Vertical

**Suggested applications:** parks, sports ovals, lifestyle blocks, greenhouses, large landscapes, golf courses, small crops and more.

**Parts included in the kit:** tank; proportioning cap; 1.5 metres each of clear and black tube; heavy-duty shut off valves; liquid adaptor.

**Required accessories:** sized to irrigation mains: ball valve coupling adapter, CBV.

**Additional notes:** rated to 125 psi and ideal for placing in a shed and no power required

No dilution in the tank, adjustable concentrated fertiliser injected directly into irrigation mains.



## Extra Large Commercial Vertical Systems

Suitable for areas ranging from 5000m<sup>2</sup> to 30,000m<sup>2</sup>

### EZ-HCV-55L

EZ-FLO - 55L - High Capacity Vertical Fertiliser Injection System

**Type:** High Capacity Vertical

**Rated to** 125 psi

**Additive capacity:** 55 litres / 65kg water-soluble

55L Cap settings	Retic water used to empty fertiliser
Slow setting at 15.000:1	900,000 litres
One setting at 8.000:1	480,000 litres
Two setting at 2.000:1	120,000 litres
Fast setting at 400:1	24,000 litres



HCV Mainline Install Video

# Commercial Retic Fertiliser Systems

Operating pressure: minimum 5 psi (35 kPa) to maximum 125 psi (860 kPa)

## Extra Large Commercial Vertical Systems

### EZ-HCV-76L

EZ-FLO - 76L - High Capacity Vertical Fertiliser Injection System

**Suitable for areas ranging from 5000m<sup>2</sup> to 40,000m<sup>2</sup>**

**Type: High Capacity Vertical**

**Tank capacity:** 76 litres / 85kg water-soluble

76L Cap settings	Retic water used to empty fertiliser
Slow setting at 15.000:1	1,200,000 litres
One setting at 8.000:1	640,000 litres
Two setting at 2.000:1	160,000 litres
Fast setting at 400:1	32,000 litres

### EZ-HCV-120L

EZ-FLO - 120L - High Capacity Vertical Fertiliser Injection System

**Suitable for areas ranging from 5000m<sup>2</sup> to 50,000m<sup>2</sup> plus**

**Type: High Capacity Vertical**

**Tank capacity:** 120 litres / 130kg water-soluble

120L Cap settings	Retic water used to empty fertiliser
Slow setting at 15.000:1	1,950,000 litres
One setting at 8.000:1	1,040,000 litres
Two setting at 2.000:1	260,000 litres
Fast setting at 400:1	52,000 litres




HCV Mainline Install Video

# Coupling connector with ball valve

Video links



Our Ball Valve Connector (CBV), the essential part to adapt to your size mains, and operates with any of our system tanks.	
PA-CBV-100	Coupling connector with ball valve, 25mm – small
PA-CBV-200	Coupling connector with ball valve, 50mm – medium
PA-CBV-300	Coupling connector with ball valve, 80mm – large
PA-CBV-400	Coupling connector with ball valve, 100mm – extra large





# Heavy Duty Hose and Tap Systems

## EZ-2005HB

EZ-FLO 2.8 litre light duty tap unit with quick snap-on tap connectors. On/Off Pressure Only.

## EZ-1010HB

EZ-FLO - 3.2L - Fertiliser Tap System

## EZ-FLO - 3.2L - Fertiliser Injection System (Tap)

Supplied with Australian-specific fittings (USA version will leak here in Australia)

**Fill capacity:** 3.2 Litres (liquid) or 3.2kg (water- soluble) approximate.

**Litres of treated water per full refill:** 320 on fast (100:1) setting – 3,200 Litres on slow (1000:1) setting

**Dimensions:** 30cm Height x 18 cm Diameter

**All the parts are in the pack ready to use with your hose.**

Parts in Kit: 3.2 litre premium PVC tank; mixing cap; 1.5 m feeding tubes; brass tap adapter complete with quick snap on fittings standard.



## PA-3050-HVB

Ezflo Hose tap Vacuum Breaker

Vacuum breaker suitable for the brass tap 3060CG or plastic connector 3060 only, suits 20mm USA male thread only. It is designed to stop backflow/syphon from the tap in the event of a town mains failure and protects your drinking water from possible contamination.



## PA-3060BV

PVC Hose tap connector 20mm with ball valve

The pvc hose tap connector 20mm with ball valve and BSP fittings suitable for 20mm hose.

Note that the ball valve allows higher injection ratio control like the mainline units.



# Heavy Duty Hose and Tap Systems

## PA-3060CG

Brass hose tap connector, quick snap-on tap connectors. On/Off Pressure Only.

Hose tap system connector, fitted with quick snap-on connectors. Do not substitute with other fittings as the thread on brass fitting is USA thread.



## PA-3060-CGBSP

Brass hose tap connector with 20mm US to Aussie thread

Brass hose tap connector, fitted with 20mm (3/4" bsp) threaded adapters to suit Aussie 20mm thread on taps. Thread on brass fitting is USA thread, BSP adapter rectifies incompatibility.



## PA-HL-002

Brass hose tap connector with Hoselink fittings, US to Aussie 20mm thread


Our brass tap adapter fitted with Hoselink fittings (USA thread converted).



## PA-HL-001

Hoselink fittings for EZ-FLO hose tap adapters 20mm

Hoselink fittings to suit the EZ-FLO hose tap adapters for Ez-Flo Brass hose tap connector US thread.



# Accessories

## PA-CAP KIT-CX

Cap for all EZ-FLOs with dip tubes.

High Pressure Cap - Molded Buttress Thread  
w/ Universal Dip Tubes



## PA-CAP-MBT RK

Cap MBT Repair Kit.

Cap MBT Repair Kit - Ez-Out, 3 Blue Connector,  
3 Green Connector



## PA-K-COLLET

Cap collets for replacement of broken collets.


Cap Collet for CAP-MBT (3 blue and 3 green)



## PA-K-CN

Cap Connector Nut for the old EZ-FLO caps.

Cap Connector Nut (Old Style Cap) 3 Blue  
and 3 Green



## PA-DT-SET

Dip tubes, the tubes under the cap, rationalised length (300mm) so it can be cut to suit all hose and tap and mainline units, the dip tubes have filter and agitator fitted.

Dip Tube Set Specify Tank Model Number





# Accessories

## PA-E-VALVE-LATCH

Electronic Low Flow Solenoid Valve, Latching Coil with Fittings for 6mm Tube

Electronic Low Flow Solenoid Valve, latching coil with fittings for 6mm tube.

20mm ultra-low flow solenoid with latching coil for Node controllers, ability to place in 6mm tube on EZ-FLO and/or control the stop/start of the fertigation cycle.



## PA-E-VALVE

Electronic Low Flow Solenoid Valve with Fittings for 6mm Tube

20mm ultra low flow solenoid, ability to place in 6mm tube on EZ-FLO and or control the stop/start of the fertigation cycle. Connected to standard 24 volt controller.

**Same setup as a PA-E-VALVE-LATCH with no Node Or latching coil (24 volt).**



## PA-A124:B129

Funnel Standard

## PA-K-AGT

Agitation Nozzle Fitting 6 Per Pack

Agitation nozzle for the diptube. Push on the end of the tube.



## PA-K-APF

Agitation & Pickup Fitting for Dip Tubes - 6 Per Pack (Nickel Plated Brass)

Agitation & Pickup Fitting for Dip Tubes. Screwed into the EZ-FLO cap.



## PA-K-BSP

Conversion kit for Tap Adaptor US thread to 3/4" BSP

Poly 20mm conversion kit, used for EZ-FLO brass tap connectors. The brass connectors are US fittings.



# Accessories

## PA-K-RTC

Tubing Clamp Kit - 10 per pack

Tubing Clamp used to tighten connection from the tubes to the CBV valves.



## PA-K-LOR

Large Cap O-Ring

Large Cap O-Ring for High Pressure Cap and Fill Cap. To stop leaking.



## PA-K-PUF

Pick Up Screen Filter - 6 Per Pack

Pick up Screen Filter for the out dip tubes.



## PA-K-AV

Liquid, Agitation Valve

Convert your EZ-FLO, in 5 seconds from water-soluble to liquid product by fitting this adapter. Just adjust the valve for soluble to liquid.



# Accessories

<b>PA-K-R18V-S</b>	<b>1/8" Venturi Fitting Short x 2</b>
<p>Stainless Steel Venturi Fitting suited for 20mm, 25mm pipe.</p>	
<b>PA-K-R18V-M</b>	<b>1/8" Venturi Fitting Medium x 2</b>
<p>Stainless Steel Venturi Fitting suited for 20mm, 25mm, 40mm &amp; 50mm pipe.</p>	
<b>PA-K-R18V-L</b>	<b>1/8" Venturi Fitting Long x 2</b>
<p>Stainless Steel Venturi Fitting suited for 50mm, 80mm &amp; 100mm pipe.</p>	
<b>PA-K-SVF 2</b>	<b>2" Mainline x 3/8" Venturi x 2</b>
<p>Stainless Steel Venturi Fitting suited for 50mm, 80mm, 100mm tapping saddles. 7.5cm length.</p>	
<b>PA-K-SVF 34</b>	<b>3-4" Mainline x 3/4" Venturi x 2</b>
<p>Stainless Steel 20mm Venturi Fitting suited for 50mm, 80mm, 100mm tapping saddles. 11cm length.</p>	



# Accessories

## PA-K-SVF 612

6-12" Mainline x 1" Venturi x 2

Stainless Steel 25mm Venturi Fitting suited for 80mm, 100mm & 150mm tapping saddles. 17cm length.



## PA-TNK-HC A/V

Air Release Double Effect Valve

Replacement Air release double effect valve for the larger EZ-FLO tanks.



## PA-NK-PRV

Pressure Relief Valve

Replacement pressure relief valve for EZ-FLO tanks.



## PA-TUB-BT5

Tubing Black, 5 ft Roll

1.5 metres of black inlet 6mm tube.



## PA-TUB-CT5

Tubing Clear, 5 ft Roll

1.5 metres of clear outlet 6mm tube.



# Accessories

## PA-SOVKIT

### Shut Off Valve Kit - 2 Per Pack

SOV, inline valves to suit all EZ-FLO mainline systems 6mm tubing.



## PA-QD-G Hose

### Faucet Quick Connector Set

Quick Snap-On 20mm Tap Connector Set to suit the EZ-FLO hose tap adapter for the (US thread) EZ-FLO brass adaptors.



## PA-LD-SOV/FLOW

### Shut Off Valve and Flo Disc Kit

3 x FLO-Discs and light-duty shut off valves suitable for hose and tap connector 3060CG only, designed for very low flow conditions less than 8 litres per minute.



## PA-DRAIN-RK

### Drain Valve Repair Kit (EZKit-1 - EZ010-FX)

Drain Valve Repair Kit (EZKit-1 - EZ010-FX) replacing the old ball valve.



# Accessories

## PC-PB-MT-MON

Monitor, Dual Electrical Conductivity EC Monitor

EC monitor.  
Use to measure product.  
From full to empty.  
Before and after tank.



## PC-PB-MT-MON-BOX

Monitor, Dual Electrical Conductivity EC Monitor box

EC monitor with box.  
Use to measure product.  
From full to empty.  
Before and after tank.



Send orders to: [orders@ezflo.com.au](mailto:orders@ezflo.com.au)

1300 393 567

Inquiries to: [info@ezflo.com.au](mailto:info@ezflo.com.au)

[Retail info hub](#)

